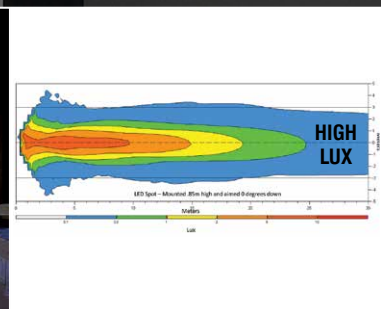
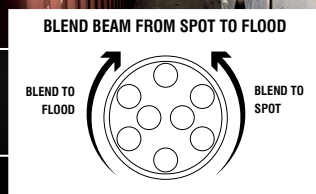
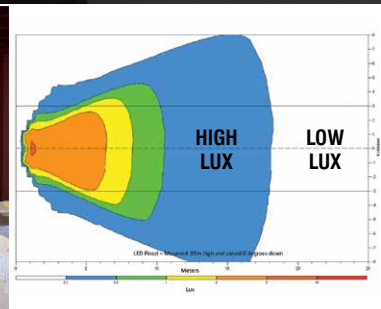


LED LOADING BAY DOCK LIGHT

A rechargeable portable dock light 'Torch'. LB8MB uses a lithium battery giving greater than 14hrs duration at 2100 lumens and 4.5hrs at 5500 lumens. Note a typical halogen 50W dock light gives 800 lumens). The LB8MB can be used whilst cradled in the wall mounted charging dock or operated from the on board battery.



KEY FEATURES

- Portable light weight portable dock light torch
- Universal flexible arm. The arm will rotate through 120 degrees from the horizontal. The head will rotate through 360 degrees and pivot through 180 degrees
- High output LED's – 5500 lumen output!
- Spot to flood variable focusing system
- Rapid recharging whenever placed in cradle. Recharge in 4 hours from fully flat. Typically charging keeps up with daily use.
- Suitable for food grade applications – polycarbonate lens – No glass!
- IP54 LED head – Dust tight and able to withstand water spray.
- Suitable for input voltage of 110-240V AC
- Shock and vibration resistant
- All components made from high quality materials to ensure maximum life in arduous conditions

PRODUCT CODE	WATTAGE	VOLTAGE	LUMEN OUTPUT	DIMENSIONS (W x H x D)	WEIGHT
LB8MB	37W	110-240V	5500	With head up: 20.5cm x 50cm x 12.5cm With head down: 29cm x 17cm x 12.5cm	2.7Kg

OPERATION



CONTROL OF LIGHT OUTPUT

Button A - On / Off

Button B - 100% / 66% / 33% Brightness



LOCKING AND CHARGING LUGS

Fitted to LB8MB to connect to mag mount or charging cradle

